RS SERIES

TSURUMI PUMP

The RS-series is a rotary air blower with a three-blade rotor. A highly well-balanced rotor and innovative helical outlet port minimizes violent impact and pulsation noise. It is applicable to a wide variety of applications.



RSS
(Discharge Bore 20, 25, 32mm)



RSA
(Discharge Bore 40, 50, 65mm)



RSR
(Discharge Bore 50, 65, 80, 100, 125, 150mm)

■Applications

- Supplying oxygen to wastewater in aeration tank
- Supplying oxygen in aquaculture

■Structural Features

● Innovative Helical Intake / Outlet

Conventional blowers were designed to discharge the air from the casing in a gust. This caused violent impact and pulsation and resultant noise.
Tsurumi blowers have helical structure at the intake and the outlet. This makes the air virtually pass through a gradually closing suction port or gradually opening discharge port. The result is remarkably reduced pulsation noise.

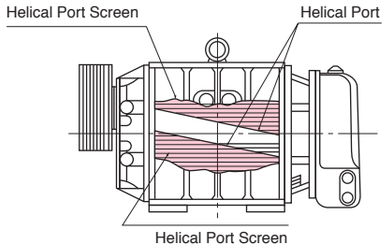

● Special Silencer and 3-lobe Rotor

A specially prepared silencer absorbs a broad range of noise frequencies from low to high. The air flow rate and pressure characteristics have been greatly upgraded by the adoption of a 3-lobe rotor with each blade deliberately displaced as to thrust direction to avoid mutual contact.



Helical Port — **Rotor**





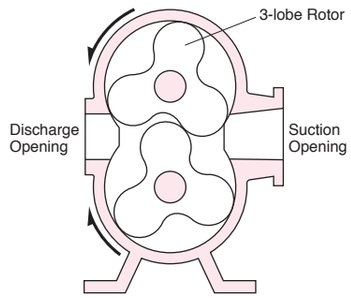

■Reference Drawing for Piping (example)

RSS · RSA

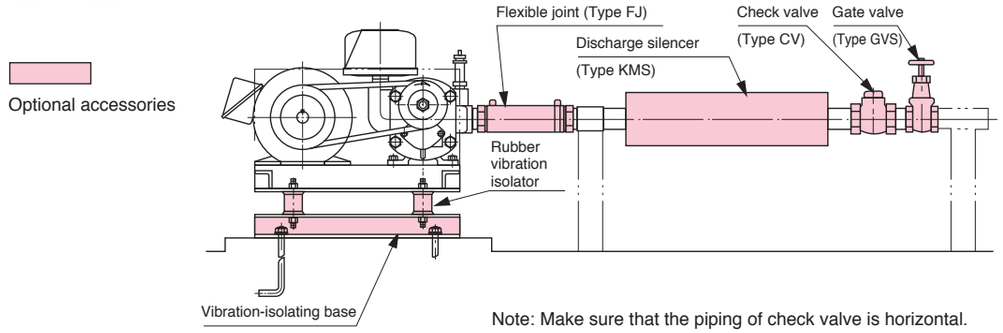

Note: Make sure that the piping of check valve is horizontal.

HOW TO USE THE PERFORMANCE TABLE

■Information about 50/60Hz Standard Specification Tables

These tables indicate the relationships among blower models, bores, rpm, discharge pressure, actual air flow rates, and shaft power.

1. The amounts of air indicated in the tables represent suction amounts under the following standard suction conditions: temperature, 20℃; absolute pressure, 101.3kPa {1.033kgf / cm²}, relative humidity, 65%.
2. The amounts of air under reference suction conditions (temperature, 0℃; absolute pressure, 101.3kPa {1.033kgf / cm²})can be converted into the amounts of air under the standard suction conditions by the formula below if the suction pressures are the same:

$$Qs = Qn \times \frac{273 + ts}{273}$$

where
Qs, amount of air (m³ / min) under standard suction conditions indicated on Standard Specification Tables;
Qn,amount of air (m³ / min) under reference suction conditions;
Suction pressure is ambient pressure, 101.3kPa; ts, suction temperature in ℃.

3. To convert the amounts of air under discharge conditions into the amounts of air under the standard suction conditions indicated on the Standard Specification Tables, use the following formula:

$$Qs = Qd \times \frac{101.3 + Pd}{101.3} \times \frac{273 + ts}{273 + td}$$

where
Qd, amount of air (m³ / min) under discharge conditions;
Pd, discharge pressure (kPa);
ts, suction temperature in ℃;
td, discharge temperature in ℃.

4. Using the amount of air and the necessary discharge pressure obatained from the above mathematics, determine your blower model, bore, rpm, and shaft power in reference to a Standard Specification Table.
5. Your selectable range can be overlapped over several models. It is recommended that the one with a younger model number for cost economy, or with a larger model number for lower noise, be selected.
6. Motor output is identified by color on the Standard Specification Tables. Select a suitable color motor from these tables.

RSS ▶

RSS

TSURUMI PUMP



Applications

- Supplying oxygen to wastewater in aeration tank
- Supplying oxygen in aquaculture

Major Standard Specifications

Discharge Bore mm			20	25	32
Treating Fluid	Type of Fluid		Air		
	Fluid Temperature		0 to 40℃		
Blower	Structure	Rotor	3-lode Helical Port		
		Shaft Seal	Labyrinth		
		Bearing	Ball Bearing		
	Materials	Rotor	Gray Iron Casting		
		Casing	Gray Iron Casting		
		Shaft	Carbon Steel		
Motor	Type, Pole		Drip-proof Motor		
			4-pole		
	Class of Insulation		Class E		
	Phase		Single-phase (0.4kW only) Three-phase		
Discharge Connection			Screw (ISO Rc-type)		

Distributed by Australian Pump Industries (02) 8865 3500

Performance Curves

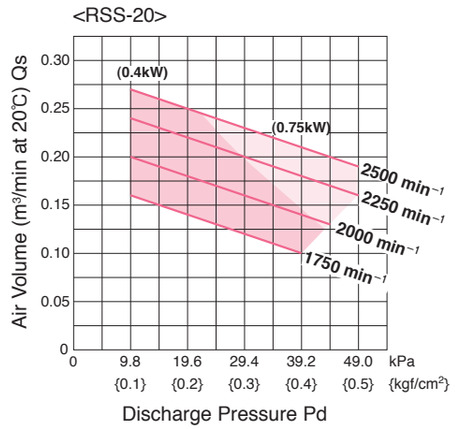

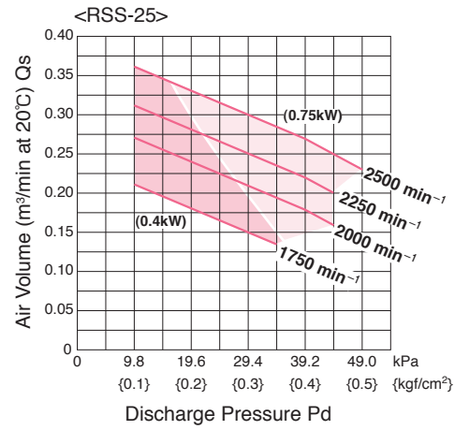

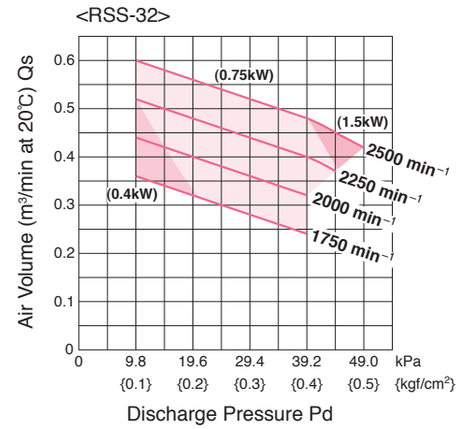

Noise Level (1.0m on machine side)

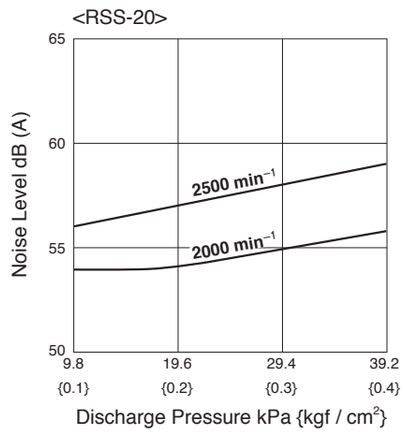

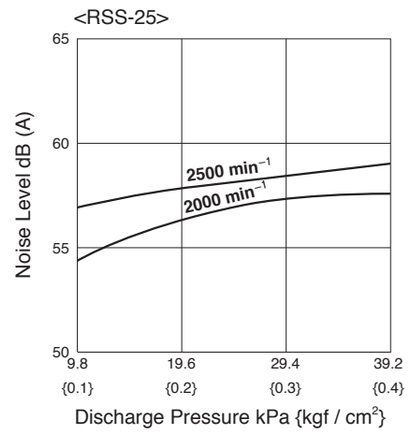

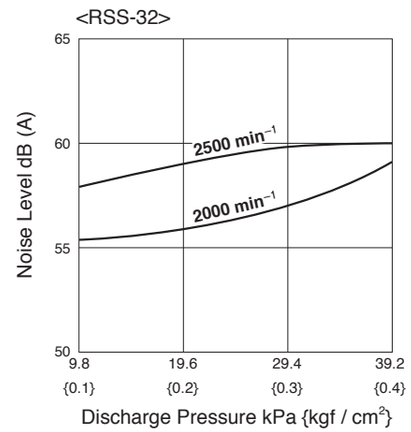

Standard Specifications

Model (Discharge bore mm)	Revolutions (min⁻¹)	Suction air volume at 20℃(Qs, m³/min) and required power (La, kW)									
		9.8kPa {0.1kgf/cm²}		19.6kPa {0.2kgf/cm²}		29.4kPa {0.3kgf/cm²}		39.2kPa {0.4kgf/cm²}		49.0kPa {0.5kgf/cm²}	
		Qs	La	Qs	La	Qs	La	Qs	La	Qs	La
RSS-20 (20)	1750	0.16	0.20	0.14	0.24	0.12	0.28	0.10	0.32	—	—
	2000	0.20	0.23	0.18	0.27	0.16	0.31	0.14	0.35	—	—
	2250	0.24	0.26	0.22	0.31	0.20	0.35	0.18	0.40	0.16	0.46
	2500	0.27	0.29	0.25	0.34	0.23	0.39	0.21	0.44	0.19	0.50
Corresponding motor output		0.4kW				0.75kW					
RSS-25 (25)	1750	0.21	0.23	0.18	0.27	0.15	0.32	—	—	—	—
	2000	0.27	0.26	0.24	0.31	0.21	0.37	0.18	0.43	—	—
	2250	0.31	0.30	0.28	0.35	0.25	0.42	0.22	0.49	—	—
	2500	0.36	0.33	0.33	0.39	0.30	0.46	0.27	0.54	0.23	0.62
Corresponding motor output		0.4kW				0.75kW					
RSS-32 (32)	1750	0.36	0.27	0.32	0.34	0.28	0.42	0.24	0.50	—	—
	2000	0.44	0.31	0.40	0.39	0.36	0.48	0.32	0.57	—	—
	2250	0.52	0.35	0.48	0.44	0.44	0.54	0.40	0.64	—	—
	2500	0.60	0.39	0.56	0.49	0.52	0.60	0.48	0.71	0.42	0.86
Corresponding motor output		0.4kW				0.75kW				1.5kW	

Standard Accessories

- Common Base
- Suction Silencer (with Air Filter)
- Safety Valve
- Foundation Bolts (with Nuts)

RSA

TSURUMI PUMP



■Applications

- Supplying oxygen to wastewater in aeration tank
- Supplying oxygen in aquaculture

■Major Standard Specifications

Discharge Bore mm			40	50	65
Treating Fluid	Type of Fluid		Air		
	Fluid Temperature		0 to 40℃		
Blower	Structure	Rotor	3-lode Helical Port		
		Shaft Seal	Labyrinth		
		Bearing	Ball Bearing		
	Materials	Rotor	Gray Iron Casting		
		Casing	Gray Iron Casting		
		Shaft	Carbon Steel		
Motor	Type, Pole		Drip-proof Motor		
			4-pole		
	Class of Insulation		Class E		
	Phase		Three-phase		
Discharge Connection			Screw (ISO Rc-type)		

■Performance Curves

<RSA-40>

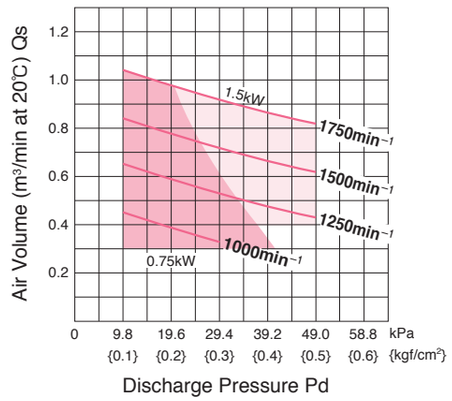

<RSA-50>

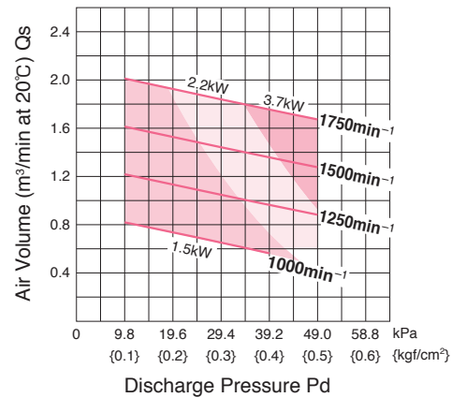

<RSA-65>

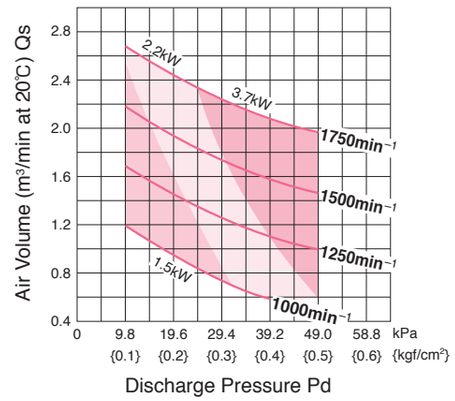

■Noise Level (1.0m on machine side)

<RSA-40>

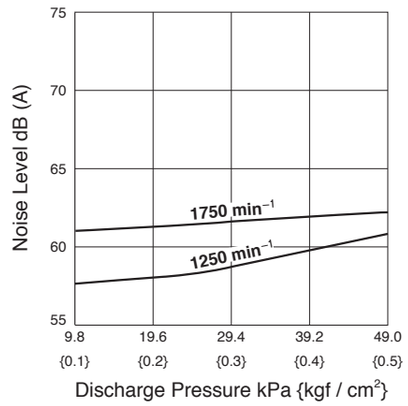

<RSA-50>

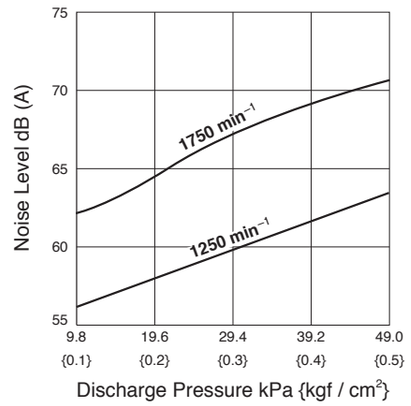

<RSA-65>

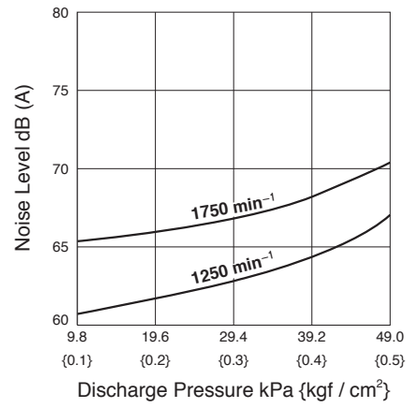

■Standard Specifications

Model (Discharge bore mm)	Revolutions (min⁻¹)	Suction air volume at 20℃(Qs, m³/min) and required power (La, kW)									
		9.8kPa {0.1kgf/cm²}		19.6kPa {0.2kgf/cm²}		29.4kPa {0.3kgf/cm²}		39.2kPa {0.4kgf/cm²}		49.0kPa {0.5kgf/cm²}	
		Qs	La	Qs	La	Qs	La	Qs	La	Qs	La
RSA-40 (40)	1000	0.45	0.32	0.39	0.40	0.33	0.52	—	—	—	—
	1250	0.65	0.40	0.59	0.50	0.53	0.65	0.48	0.80	0.43	0.99
	1500	0.84	0.48	0.78	0.60	0.72	0.78	0.67	0.96	0.62	1.18
	1750	1.04	0.56	0.98	0.70	0.92	0.91	0.87	1.11	0.82	1.38
Corresponding motor output		0.75kW				1.5kW					
RSA-50 (50)	1000	0.82	0.64	0.73	0.80	0.65	1.04	0.57	1.28	—	—
	1250	1.22	0.80	1.13	1.00	1.05	1.30	0.97	1.60	0.89	1.97
	1500	1.61	0.96	1.52	1.20	1.44	1.56	1.36	1.92	1.28	2.36
	1750	2.01	1.12	1.92	1.40	1.84	1.82	1.76	2.22	1.68	2.76
Corresponding motor output		1.5kW				2.2kW			3.7kW		
RSA-65 (65)	1000	1.19	0.80	0.94	1.00	0.75	1.30	0.59	1.60	—	—
	1250	1.69	1.00	1.45	1.25	1.26	1.63	1.10	2.00	0.99	2.45
	1500	2.18	1.20	1.93	1.50	1.74	1.95	1.58	2.40	1.47	2.95
	1750	2.68	1.40	2.43	1.75	2.24	2.28	2.08	2.78	1.97	3.45
Corresponding motor output		1.5kW				2.2kW			3.7kW		

■Standard Accessories

- Common Base
- Suction Silencer (with Air Filter)
- Safety Valve
- Pressure Gauge
- Foundation Bolts (with Nuts)

RSR 50 • 65mm

TSURUMI PUMP



Performance Curves

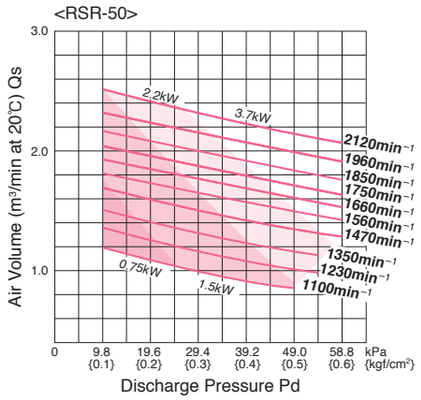

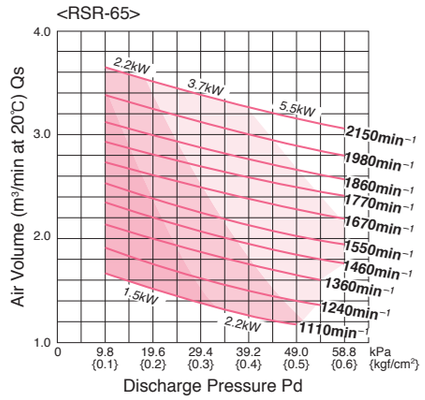

Noise Level (1.0m on machine side)

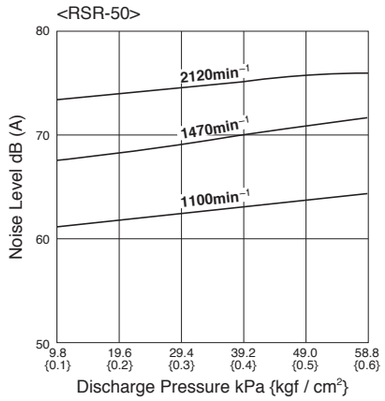

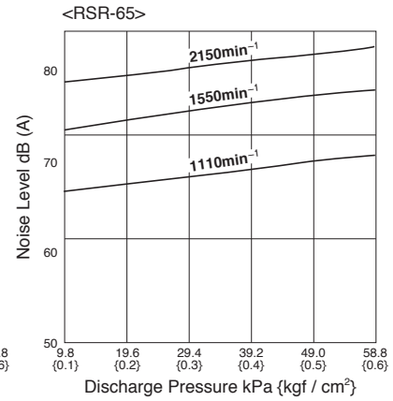

Applications

- Supplying oxygen to wastewater in aeration tank
- Supplying oxygen in aquaculture

Major Standard Specifications

Discharge Bore mm			50	65
Treating Fluid	Type of Fluid		Air	
	Fluid Temperature		0 to 40℃	
Blower	Structure	Rotor	3-lode Helical Port	
		Shaft Seal	Labyrinth	
		Bearing	Ball Bearing	
	Materials	Rotor	Gray Iron Casting	
		Casing	Gray Iron Casting	
		Shaft	Carbon Steel	
Motor	Type, Pole		Drip-proof Motor	
			4-pole	
	Class of Insulation		Class E	
	Phase		Three-phase	
Discharge Connection			JIS 10K Flange	

Standard Specifications

Model (Discharge bore mm)	Revolutions (min⁻¹)	Suction air volume at 20℃(Qs, m³/min) and required power (La, kW)																					
		9.8kPa {0.10kgf/cm²}		14.7kPa {0.15kgf/cm²}		19.6kPa {0.20kgf/cm²}		24.5kPa {0.25kgf/cm²}		29.4kPa {0.30kgf/cm²}		34.3kPa {0.35kgf/cm²}		39.2kPa {0.40kgf/cm²}		44.1kPa {0.45kgf/cm²}		49.0kPa {0.50kgf/cm²}		53.9kPa {0.55kgf/cm²}		58.8kPa {0.60kgf/cm²}	
		Qs	La	Qs	La	Qs	La	Qs	La	Qs	La	Qs	La	Qs	La	Qs	La	Qs	La	Qs	La	Qs	La
RSR-50 (50)	1100	1.19	0.26	1.13	0.40	1.08	0.54	1.03	0.68	0.99	0.82	0.95	0.96	0.92	1.10	0.89	1.24	0.86	1.38	–	–	–	–
	1230	1.36	0.36	1.30	0.51	1.25	0.66	1.20	0.81	1.16	0.96	1.12	1.11	1.08	1.26	1.05	1.41	1.02	1.56	0.99	1.71	–	–
	1350	1.51	0.47	1.46	0.63	1.41	0.79	1.36	0.95	1.32	1.11	1.28	1.27	1.24	1.43	1.20	1.59	1.17	1.75	1.13	1.91	–	–
	1470	1.68	0.63	1.63	0.79	1.59	0.95	1.54	1.11	1.50	1.28	1.46	1.44	1.43	1.60	1.39	1.76	1.35	1.93	1.32	2.09	1.29	2.26
	1560	1.81	0.75	1.77	0.91	1.73	1.08	1.69	1.24	1.65	1.41	1.61	1.57	1.58	1.74	1.54	1.90	1.50	2.07	1.47	2.23	1.43	2.40
	1660	1.93	0.80	1.89	0.98	1.85	1.16	1.81	1.33	1.77	1.51	1.73	1.69	1.69	1.87	1.65	2.05	1.61	2.23	1.58	2.40	1.54	2.58
	1750	2.04	0.85	2.00	1.04	1.96	1.23	1.92	1.42	1.88	1.61	1.84	1.80	1.80	1.99	1.76	2.18	1.72	2.37	1.68	2.56	1.64	2.75
	1850	2.17	0.99	2.13	1.18	2.09	1.37	2.05	1.57	2.01	1.76	1.97	1.95	1.93	2.14	1.89	2.34	1.85	2.53	1.81	2.71	1.77	2.91
	1960	2.32	1.14	2.28	1.34	2.24	1.53	2.20	1.73	2.16	1.92	2.12	2.12	2.08	2.31	2.04	2.51	2.00	2.70	1.96	2.90	1.92	3.09
	2120	2.52	1.41	2.47	1.62	2.42	1.82	2.38	2.03	2.33	2.23	2.29	2.44	2.24	2.64	2.20	2.85	2.16	3.05	2.12	3.26	2.08	3.46
Corresponding motor output		0.75kW				1.5kW						2.2kW					3.7kW						
RSR-65 (65)	1110	1.67	0.63	1.58	0.80	1.50	0.97	1.43	1.14	1.37	1.31	1.32	1.48	1.27	1.65	1.22	1.82	1.17	1.99	–	–	–	–
	1240	1.91	0.70	1.84	0.89	1.76	1.08	1.68	1.27	1.62	1.46	1.56	1.65	1.51	1.84	1.46	2.03	1.41	2.22	1.36	2.41	–	–
	1360	2.14	0.80	2.07	1.01	2.00	1.22	1.93	1.43	1.87	1.64	1.81	1.85	1.76	2.06	1.70	2.27	1.65	2.48	1.60	2.69	–	–
	1460	2.35	0.88	2.27	1.11	2.20	1.33	2.13	1.55	2.07	1.78	2.01	2.00	1.96	2.22	1.90	2.45	1.85	2.67	1.80	2.90	1.76	3.13
	1550	2.54	0.96	2.46	1.20	2.39	1.43	2.32	1.67	2.25	1.90	2.19	2.14	2.14	2.37	2.08	2.61	2.03	2.84	1.98	3.08	1.94	3.31
	1670	2.75	1.05	2.68	1.31	2.62	1.56	2.56	1.82	2.49	2.07	2.43	2.33	2.38	2.58	2.33	2.83	2.28	3.08	2.23	3.34	2.19	3.59
	1770	2.94	1.13	2.88	1.40	2.82	1.67	2.76	1.94	2.70	2.21	2.64	2.48	2.59	2.75	2.54	3.02	2.49	3.29	2.45	3.56	2.41	3.83
	1860	3.13	1.24	3.07	1.52	3.00	1.80	2.94	2.08	2.88	2.36	2.82	2.65	2.76	2.93	2.71	3.22	2.66	3.50	2.61	3.78	2.57	4.07
	1980	3.39	1.38	3.32	1.68	3.25	1.98	3.18	2.28	3.12	2.57	3.06	2.87	3.00	3.18	2.94	3.48	2.89	3.78	2.84	4.08	2.80	4.38
	2150	3.65	1.60	3.58	1.93	3.52	2.25	3.46	2.58	3.40	2.90	3.34	3.23	3.28	3.55	3.22	3.88	3.17	4.20	3.12	4.53	3.08	4.85
Corresponding motor output		1.5kW					2.2kW					3.7kW					5.5kW						

Standard Accessories

- Common Base
- Suction Silencer (with Air Filter)
- Safety Valve
- Pressure Gauge
- Foundation Bolts (with Nuts)

RSR 80 • 100mm

TSURUMI PUMP



Performance Curves

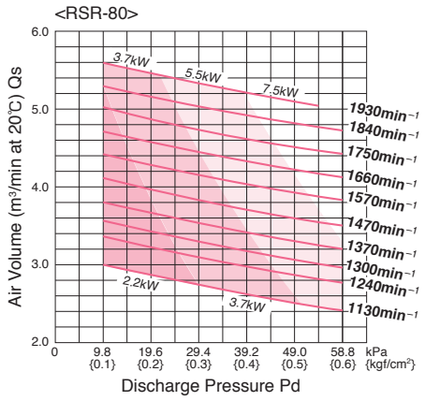

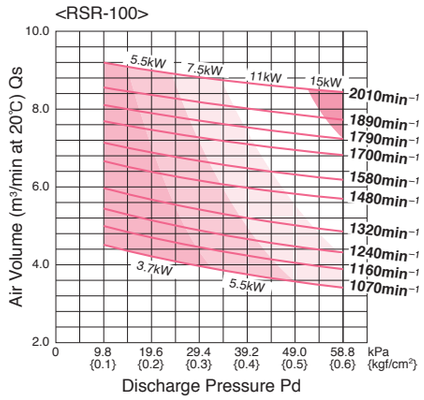

Noise Level (1.0m on machine side)

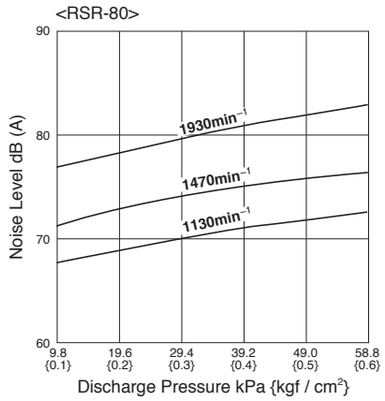

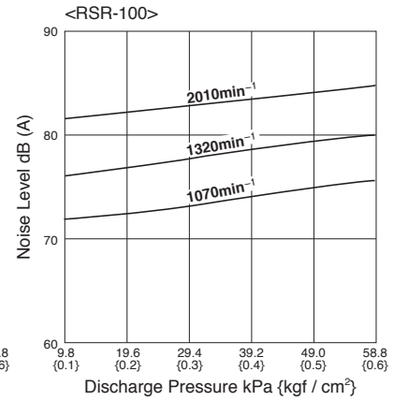

Applications

- Supplying oxygen to wastewater in aeration tank
- Supplying oxygen in aquaculture

Major Standard Specifications

Discharge Bore mm			80 / 100
Treating Fluid	Type of Fluid		Air
	Fluid Temperature		0 to 40℃
Blower	Structure	Rotor	3-lode Helical Port
		Shaft Seal	Labyrinth
		Bearing	Ball Bearing
	Materials	Rotor	Gray Iron Casting
		Casing	Gray Iron Casting
		Shaft	Carbon Steel
Motor	Type, Pole		Drip-proof Motor
			4-pole
	Class of Insulation		Class E
	Phase		Three-phase
Discharge Connection			JIS 10K Flange

Standard Specifications

Model (Discharge bore mm)	Revolutions (min⁻¹)	Suction air volume at 20℃(Qs, m³/min) and required power (La, kW)																					
		9.8kPa {0.10kgf/cm²}		14.7kPa {0.15kgf/cm²}		19.6kPa {0.20kgf/cm²}		24.5kPa {0.25kgf/cm²}		29.4kPa {0.30kgf/cm²}		34.3kPa {0.35kgf/cm²}		39.2kPa {0.40kgf/cm²}		44.1kPa {0.45kgf/cm²}		49.0kPa {0.50kgf/cm²}		53.9kPa {0.55kgf/cm²}		58.8kPa {0.60kgf/cm²}	
		Qs	La	Qs	La	Qs	La	Qs	La	Qs	La	Qs	La	Qs	La	Qs	La	Qs	La	Qs	La	Qs	La
RSR-80 (80)	1130	2.99	0.77	2.93	1.10	2.86	1.43	2.80	1.76	2.73	2.09	2.67	2.42	2.61	2.75	2.55	3.08	2.50	3.41	2.45	3.74	2.41	4.07
	1240	3.36	0.89	3.29	1.28	3.22	1.63	3.16	1.99	3.09	2.34	3.03	2.70	2.97	3.05	2.92	3.41	2.86	3.76	2.81	4.12	2.76	4.47
	1300	3.56	1.03	3.49	1.40	3.42	1.77	3.36	2.14	3.29	2.50	3.23	2.88	3.17	3.24	3.12	3.62	3.06	3.98	3.01	4.35	2.96	4.72
	1370	3.80	1.16	3.74	1.55	3.67	1.93	3.60	2.32	3.53	2.70	3.47	3.09	3.41	3.47	3.36	3.86	3.30	4.24	3.25	4.63	3.20	5.01
	1470	4.12	1.30	4.04	1.72	3.97	2.13	3.90	2.55	3.83	2.96	3.77	3.38	3.71	3.79	3.66	4.21	3.60	4.62	3.55	5.04	3.50	5.45
	1570	4.42	1.51	4.35	1.94	4.28	2.37	4.22	2.80	4.15	3.23	4.10	3.66	4.04	4.09	3.99	4.52	3.93	4.95	3.89	5.38	3.84	5.81
	1660	4.72	1.69	4.65	2.14	4.58	2.59	4.52	3.04	4.45	3.49	4.40	3.94	4.34	4.39	4.29	4.84	4.23	5.29	4.18	5.74	4.13	6.19
	1750	5.04	1.90	4.96	2.36	4.88	2.82	4.81	3.28	4.74	3.74	4.69	4.20	4.63	4.66	4.58	5.12	4.52	5.58	4.48	6.04	4.44	6.50
	1840	5.31	2.07	5.24	2.56	5.17	3.05	5.11	3.54	5.07	4.03	4.99	4.52	4.93	5.01	4.88	5.50	4.82	5.99	4.78	6.48	4.73	6.97
	1930	5.61	2.27	5.54	2.78	5.46	3.29	5.40	3.80	5.33	4.31	5.28	4.82	5.22	5.33	5.17	5.84	5.11	6.35	5.06	6.86	—	—
Corresponding motor output		2.2kW				3.7kW					5.5kW						7.5kW						
RSR-100 (100)	1070	4.51	1.20	4.37	1.70	4.22	2.20	4.09	2.70	3.96	3.20	3.83	3.70	3.75	4.20	3.67	4.70	3.58	5.20	3.50	5.70	3.42	6.20
	1160	5.00	1.42	4.85	1.95	4.69	2.49	4.56	3.03	4.43	3.56	4.33	4.10	4.23	4.64	4.15	5.17	4.06	5.71	3.98	6.25	3.90	6.78
	1240	5.45	1.56	5.29	2.13	5.12	2.70	4.99	3.27	4.86	3.84	4.76	4.41	4.66	4.98	4.57	5.55	4.48	6.12	4.40	6.69	4.32	7.26
	1320	5.97	1.64	5.82	2.27	5.66	2.89	5.54	3.52	5.41	4.14	5.31	4.77	5.21	5.39	5.12	6.02	5.02	6.64	4.94	7.27	4.86	7.89
	1480	6.67	1.77	6.53	2.47	6.39	3.13	6.28	3.86	6.17	4.49	6.08	5.25	5.99	5.85	5.92	6.64	5.84	7.21	5.77	8.03	5.70	8.57
	1580	7.14	1.92	7.01	2.66	6.88	3.37	6.77	4.13	6.66	4.83	6.58	5.60	6.49	6.28	6.42	7.07	6.34	7.74	6.27	8.54	6.20	9.19
	1700	7.71	2.09	7.59	2.88	7.47	3.66	7.37	4.45	7.26	5.23	7.19	6.02	7.11	6.80	7.03	7.59	6.94	8.37	6.88	9.16	6.82	9.93
	1790	8.12	2.24	8.01	3.12	7.90	3.89	7.80	4.71	7.70	5.53	7.63	6.36	7.55	7.13	7.48	8.00	7.40	8.82	7.33	9.65	7.26	10.46
	1890	8.58	2.41	8.48	3.28	8.38	4.14	8.29	5.01	8.19	5.87	8.12	6.74	8.05	7.60	7.98	8.47	7.90	9.33	7.83	10.20	7.76	11.06
	2010	9.19	2.56	9.09	3.49	9.00	4.41	8.91	5.34	8.82	6.26	8.76	7.19	8.70	8.11	8.64	9.04	8.58	9.96	8.53	10.89	8.47	11.81
Corresponding motor output		3.7kW				5.5kW				7.5kW					11kW					15kW			

Standard Accessories

- Common Base
- Suction Silencer (with Air Filter)
- Safety Valve
- Pressure Gauge
- Foundation Bolts (with Nuts)

RSR 125 • 150mm

TSURUMI PUMP



Performance Curves

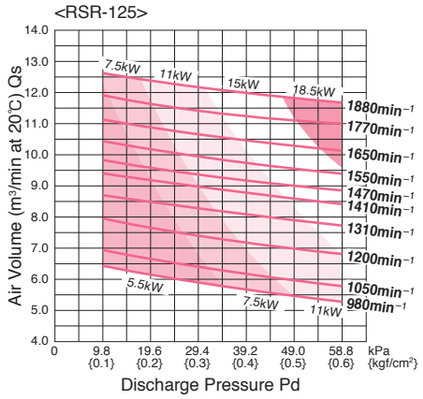

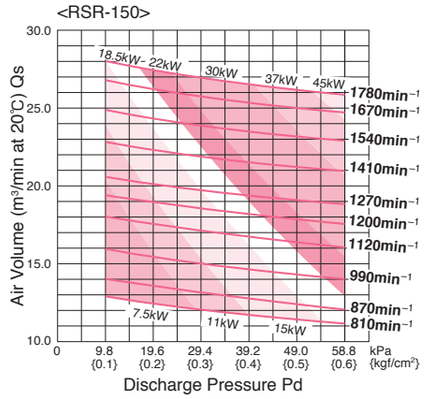

Noise Level (1.0m on machine side)

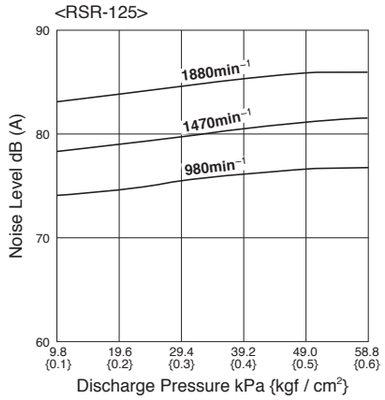

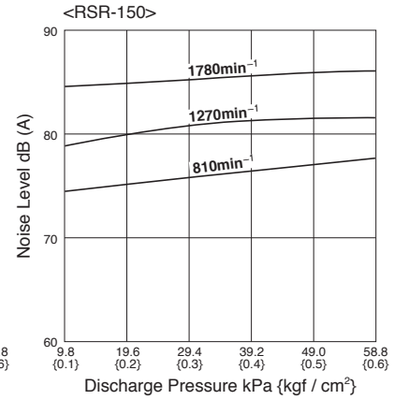

Applications

- Supplying oxygen to wastewater in aeration tank
- Supplying oxygen in aquaculture

Major Standard Specifications

Discharge Bore			mm	125 / 150
Treating Fluid	Type of Fluid			Air
	Fluid Temperature			0 to 40℃
Blower	Structure	Rotor		3-lode Helical Port
		Shaft Seal		Labyrinth
		Bearing		Ball Bearing
	Materials	Rotor		Gray Iron Casting
		Casing		Gray Iron Casting
		Shaft		Carbon Steel
Motor	Type, Pole			Drip-proof Motor
				4-pole
	Class of Insulation			Class E
	Phase			Three-phase
Discharge Connection				JIS 10K Flange

Standard Specifications

Model (Discharge bore mm)	Revolutions (min⁻¹)	Suction air volume at 20℃(Qs, m³/min) and required power (La, kW)																					
		9.8kPa {0.10kgf/cm²}		14.7kPa {0.15kgf/cm²}		19.6kPa {0.20kgf/cm²}		24.5kPa {0.25kgf/cm²}		29.4kPa {0.30kgf/cm²}		34.3kPa {0.35kgf/cm²}		39.2kPa {0.40kgf/cm²}		44.1kPa {0.45kgf/cm²}		49.0kPa {0.50kgf/cm²}		53.9kPa {0.55kgf/cm²}		58.8kPa {0.60kgf/cm²}	
		Qs	La	Qs	La	Qs	La	Qs	La	Qs	La	Qs	La	Qs	La	Qs	La	Qs	La	Qs	La	Qs	La
RSR-125 (125)	980	6.41	1.80	6.26	2.46	6.12	3.12	5.98	3.78	5.86	4.44	5.74	5.10	5.63	5.76	5.52	6.42	5.43	7.08	5.34	7.74	5.26	8.40
	1050	6.93	2.10	6.77	2.79	6.63	3.48	6.50	4.17	6.37	4.86	6.25	5.55	6.14	6.24	6.04	6.93	5.94	7.62	5.86	8.31	5.78	9.00
	1200	7.94	2.70	7.79	3.48	7.65	4.25	7.53	5.03	7.40	5.80	7.29	6.58	7.18	7.35	7.07	8.13	6.98	8.90	6.89	9.68	6.81	10.45
	1310	8.70	3.10	8.58	3.95	8.47	4.80	8.37	5.65	8.27	6.50	8.17	7.35	8.07	8.20	7.98	9.05	7.89	9.90	7.81	10.75	7.73	11.60
	1410	9.40	3.39	9.28	4.31	9.17	5.22	9.06	6.13	8.96	7.04	8.86	7.95	8.76	8.86	8.67	9.77	8.58	10.68	8.50	11.59	8.42	12.50
	1470	9.83	3.69	9.71	4.64	9.60	5.59	9.50	6.53	9.40	7.48	9.30	8.42	9.21	9.36	9.12	10.31	9.03	11.25	8.95	12.19	8.88	13.14
	1550	10.44	3.90	10.31	4.90	10.19	5.90	10.07	6.90	9.96	7.90	9.86	8.90	9.76	9.90	9.67	10.90	9.58	11.90	9.50	12.90	9.43	13.90
	1650	11.13	4.40	11.00	5.48	10.87	6.56	10.76	7.64	10.65	8.72	10.55	9.80	10.45	10.88	10.36	11.96	10.28	13.04	10.20	14.12	10.14	15.20
	1770	11.92	4.90	11.79	6.02	11.68	7.14	11.57	8.26	11.47	9.38	11.37	10.50	11.28	11.62	11.20	12.74	11.13	13.86	11.06	14.98	11.00	16.10
	1880	12.63	5.40	12.50	6.58	12.39	7.76	12.28	8.94	12.18	10.12	12.08	11.30	11.99	12.48	11.91	13.66	11.83	14.84	11.76	16.02	11.70	17.20
Corresponding motor output		5.5kW		7.5kW						11kW					15kW					18.5kW			
RSR-150 (150)	810	12.90	2.91	12.65	3.75	12.42	4.59	12.21	5.54	12.02	7.50	11.85	8.89	11.69	10.27	11.53	11.60	11.38	12.93	11.25	14.06	11.14	15.19
	870	14.13	3.13	13.84	4.51	13.58	5.90	13.33	7.12	13.10	8.67	12.89	10.05	12.69	11.43	12.51	12.82	12.34	14.20	12.19	15.59	12.05	16.97
	990	15.92	3.34	15.67	4.90	15.44	6.46	15.22	8.02	15.01	9.58	14.81	11.14	14.63	12.70	14.46	14.26	14.30	15.82	14.15	17.38	14.02	18.94
	1120	18.03	5.38	17.77	7.10	17.53	8.81	17.30	10.53	17.08	12.24	16.87	13.96	16.68	15.67	16.50	17.39	16.33	19.10	16.17	20.82	16.03	22.53
	1200	19.39	6.32	19.14	8.06	18.91	9.80	18.69	11.53	18.49	13.27	18.29	15.01	18.12	16.75	17.95	18.49	17.79	20.23	17.65	21.97	17.52	23.71
	1270	20.58	7.14	20.35	8.90	20.13	10.66	19.92	12.42	19.73	14.18	19.55	15.94	19.38	17.70	19.22	19.46	19.08	21.22	18.95	22.98	18.83	24.74
	1410	22.81	9.01	22.57	11.01	22.35	13.01	22.14	15.01	21.94	17.01	21.75	19.01	21.58	21.01	21.42	23.01	21.27	25.01	21.13	27.01	21.01	29.01
	1540	24.89	10.99	24.63	13.11	24.40	15.23	24.17	17.35	23.95	19.47	23.75	21.59	23.56	23.71	23.39	25.83	23.22	27.95	23.08	30.07	22.94	32.19
	1670	26.84	12.71	26.57	14.96	26.32	17.21	26.08	19.46	25.85	21.71	25.63	23.96	25.43	26.21	25.24	28.46	25.06	30.71	24.91	32.96	24.76	35.21
	1780	28.06	14.19	27.79	16.61	27.53	19.02	27.28	21.44	27.05	23.85	26.83	26.27	26.62	28.68	26.42	31.10	26.24	33.51	26.07	35.93	25.91	38.34
Corresponding motor output		7.5kW		11kW				15kW			18.5kW			22kW			30kW			37kW		45kW	

Standard Accessories

- Common Base
- Suction Silencer (with Air Filter)
- Safety Valve
- Pressure Gauge
- Foundation Bolts (with Nuts)

◀ RSR 80 • 100mm